

AMOS BIG

Apparecchio a parete per illuminazione di esterni ad emissione di luce con varie aperture di fasci luminosi costituito da:

- Struttura in alluminio pressofuso verniciato
- Vetri piani temperati e/o lenti
- Parabola riflettente in alluminio
- Guarnizioni in silicone
- Viti di chiusura in acciaio inox
- Verniciatura in polveri poliestere ad elevata resistenza ai raggi ultravioletti e alla corrosione

Wall outdoor luminaire with various light band openings constructed of:

- Painted die-cast aluminium structure
- Tempered glasses or/and lenses
- Aluminium reflector
- Silicon gaskets
- Stainless steel screws
- Painting using high resistance to UV and corrosion polyester powders



Colori - Colours

X=2 Bianco
White

X=3 Nero
Black

X=9 Antracite
Anthracite

X=4 Silver

Diffusore - Diffuser

Codice-Code 00 8021
vetro / glass

Codice-Code 04 8022
lente tonda / round lens

Codice-Code 04 8023
lente rettangolare / rectangular lens

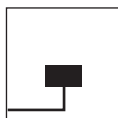
Le lampadine vengono fornite solo su richiesta

Bulbs supplied only on request

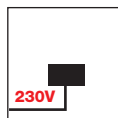
Classe energetica : vedi pag. 370
Energy class : see page 370



Installazione a parete
Wall mounting



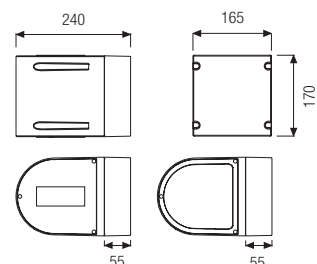
Entrata singola cavi di alimentazione
Single power supply cables input



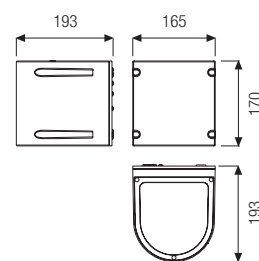
LED
Led a tensione di rete 220/240V 50/60Hz.
Connessione diretta alla rete di alimentazione senza necessità di trasformatore.
LED's direct operation at 220/240V 50/60Hz.
No transformer is required.




IK 05



HIT 35W G12



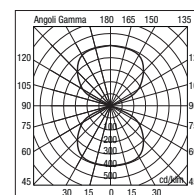
	A60	100W	E27
	TC-T	26W	GX24 d-3
	QT32	100W	E27
	LED		




8020

Bidirezionale Double direction light

8020.55X	LED	2x8,7W	2x800 lm	4000 K
8020.56X	LED	2x8,7W	2x780 lm	3000 K



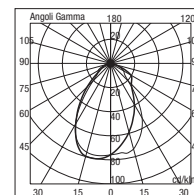
8020 55



8021

Monodirezionale Mono direction light

8021.00X		A6	100W	E27
8021.83X		TC-T	26W	GX24 d-3
8021.10X		QT32	100W	E27
8021.35X		HIT	35W	G12
8021.55X	LED	13W	1210 lm	4000 K
8021.56X	LED	13W	1190 lm	3000 K



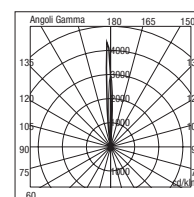
8021 83




8022

Bidirezionale con una lente e un vetro Double direction light with 1 lens and 1 glass

8022.00X		A6	100W	E27
8022.83X		TC-T	26W	GX24 d-3
8022.10X		QT32	100W	E27
8022.35X		HIT	35W	G12



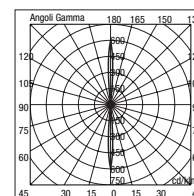
8022 35



8024

Bidirezionale con 2 lenti Double direction light with 2 lenses

8024.10X		QT32	100W	E27
8024.35X		HIT	35W	G12



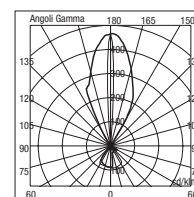
8024 35



8023

Bidirezionale con 1 lente a fascio stretto e un vetro Double direction light with 1 narrow light beam lens and 1 glass

8023.10X		QT32	100W	E27
8023.35X		HIT	35W	G12



8023 35