

DIG

Apparecchio da esterni per installazione a parete costituito da:

- Corpo in alluminio pressofuso verniciato
- Diffusore in vetro temperato satinato
- Parabola riflettente in alluminio
- Guarnizioni in silicone
- Viti di chiusura in acciaio inox
- Verniciatura in polveri poliesteri ad elevata resistenza ai raggi ultravioletti e alla corrosione

Wall outdoor luminaire constructed of:

- Painted die-cast aluminium body
- Satin tempered glass diffuser
- Aluminium reflector
- Silicon gaskets
- Stainless steel screws
- Painting using high resistance to UV and corrosion polyester powders



Colori - Colours

X=2  Bianco
White

X=3  Nero
Black

X=9  Antracite
Anthracite

X=4  Silver


Diffusore - Diffuser

Codice-Code 00 5050

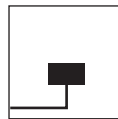
Le lampadine vengono fornite solo su richiesta ad eccezione della versione T2 6W

Bulbs supplied only on request except for T2 6W version

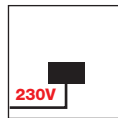
Classe energetica : vedi pag. 370
Energy class : see page 370



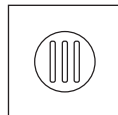
Installazione a parete
Wall mounting



Entrata singola cavi di alimentazione
Single power supply cables input



LED
Led a tensione di rete 220/240V 50/60Hz.
Connessione diretta alla rete di alimentazione senza necessità di trasformatore.
LED's direct operation at 220/240V 50/60Hz.
No transformer is required.






Fluorescente 6W Gx53
Non necessita di alcun alimentatore
Fluorescent lamp 6W Gx53
Does not need the power supplier

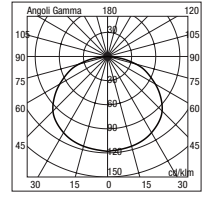
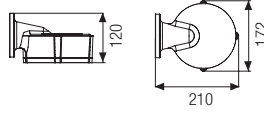


IK 05



5050

5050.14X		QT14 Halopin	75W	G9		
5050.76X		QT-DE12	60W	R7s		
• 5050.60X		T2	6W	Gx53	220 lm	4000 K
5050.45X		LED	17,5W		1590 lm	4000 K
5050.46X		LED	17,5W		1550 lm	3000 K



5050 60



- L'apparecchio viene fornito completo di lampadina
Bulb enclosed to the luminaire