

DM 3

Apparecchio da parete per illuminazione di interni e di esterni ad emissione di luce con varie aperture di fasci luminosi costituito da:

- Struttura in alluminio pressofuso verniciato
- Vetri piani temperati e/o lenti
- Parabola riflettente in alluminio
- Guarnizioni in silicone
- Viti di chiusura in acciaio inox
- Verniciatura in polveri poliestere ad elevata resistenza ai raggi ultravioletti e alla corrosione

Wall outdoor and indoor luminaire with various light beams constructed of:

- Painted die-cast aluminium structure
- Tempered glasses or/and lenses
- Aluminium reflector
- Silicon gasket
- Stainless steel screws
- Painting using high resistance to UV and corrosion polyester powders



Colori - Colours

X=2 Bianco
White

X=3 Nero
Black

X=9 Antracite
Anthracite

X=4 Silver

Diffusore - Diffuser

Codice-Code 00 4031


vetro / glass

Codice-Code 04 4033

lente rettangolare / rectangular lens

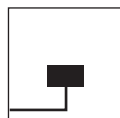
Le lampadine vengono fornite solo su richiesta ad eccezione della versione T2 6W e 60 LED

Bulbs supplied only on request except for T2 6W and 60 LED version



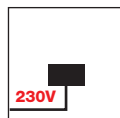
Installazione a parete

Wall mounting



Entrata singola cavi di alimentazione

Single power supply cables input



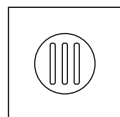
LED - art. 4031.88X - 4032.88X - 4033.88X

Led a tensione di rete 220/240V 50Hz.

Connessione diretta alla rete di alimentazione senza necessità di trasformatore.

LED's direct operation at 220/240V 50Hz.

No transformer is required.

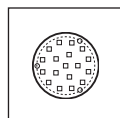


Fluorescente 6W Gx53

Non necessita di alcun alimentatore.

Fluorescent lamp 6W Gx53

Does not need the power supplier

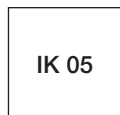


60 LED Gx53

Non necessita di alcun alimentatore.

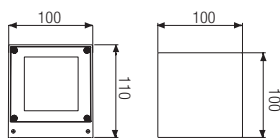
60 LED Gx53

Does not need the power supplier



IK 05



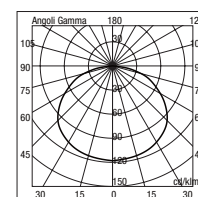


4031

Monodirezionale con un vetro

Mono direction light with one glass

4031.15X		QPAR16	35W	GU10		
• 4031.60X		T2	6W	Gx53		
• 4031.68X		60LED bianco/white	4W	Gx53	260 lm	4000 K
4031.88X		1LED bianco/white	4,1W		230 lm	6300 K



4031 60

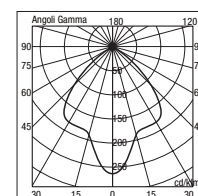


4032

Bidirezionale con due vetri

Double direction light with two glasses

4032.14X		QT14	60W	G9		
4032.88X		2LED bianco/white	2x4,1W		2x230 lm	6300 K



4032 14

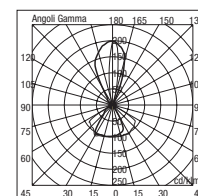


4033

Bidirezionale con una lente e un vetro

Double direction light with 1 lens and 1 glass

4033.14X		QT14	60W	G9		
4033.88X		2LED bianco/white	2x4,1W		2x230 lm	6300 K



4033 14

- L'apparecchio viene fornito completo di lampadina
Bulb enclosed to the luminaire