

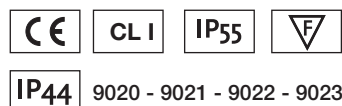
IBIS

Apparecchio da parete per interni ed esterni costituito da:

- Corpo in alluminio pressofuso
- Diffusore in vetro satinato o in policarbonato
- Parabola riflettente in alluminio
- Guarnizione in EPDM
- Viti di chiusura in acciaio inox
- Verniciatura in polveri poliestere ad elevata resistenza ai raggi ultravioletti e alla corrosione

Indoor and outdoor wall luminaire constructed of:

- Die-cast aluminium body
- Satin or polycarbonate glass diffuser
- Aluminium reflector
- EPDM gasket
- Stainless steel screws
- Painting using high resistance to UV and corrosion polyester powders



Colori - Colours

- X=2 Bianco
White
- X=3 Nero
Black

Diffusore - Diffuser

Codice-Code 00 4000

Vetro ovale /Oval glass

Codice-Code 08 4020

Polic. ovale /Oval polyc.

Codice-Code 00 860

Vetro tondo /Round glass

Codice-Code 08 3020

Polic. tondo /Round polyc.

Codice-Code 00 861

Vetro/ Glass


per/for Cod. 9010

Le lampadine vengono fornite solo su richiesta


Bulbs supplied only on request

Classe energetica : vedi pag. 370

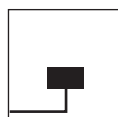
Energy class : see page 370



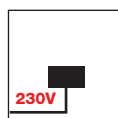
Installazione a parete
Wall mounting



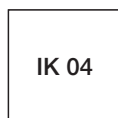
Per/for Cod. 9020 - 9021 - 9022 - 9023
Installazione a terra
Floor mounting



Entrata singola
cavi di alimentazione
Single power supply
cables input



LED
Led a tensione di rete 220/240V 50/60Hz.
Connessione diretta alla rete di alimentazione
senza necessità di trasformatore.
LED's direct operation at 220/240V 50/60Hz.
No transformer is required.



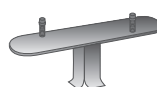
Diffusore vetro
Glass diffuser



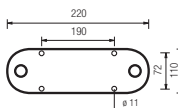
Diffusore policarbonato
Polycarbonate diffuser

- Gli apparecchi della serie Ibis sono forniti con diffusore in vetro. Su richiesta sono disponibili anche con diffusore in policarbonato.

Ibis series luminaires are supplied with a glass diffuser. Available also with polycarbonate diffuser on request.



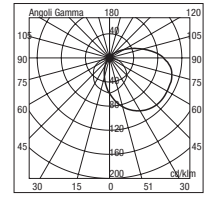
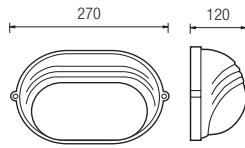
CP 90
ACCESSORIO PER PALO
Controbases di fissaggio a terra
ACCESSORY FOR POST
Root-mount for ground fixing





9000

9000.00X		A60	75W	E27
9000.96X		TC-D	18W	G24 d-2
9000.55X		LED	13W	1210 lm 4000 K
9000.56X		LED	13W	1190 lm 3000 K

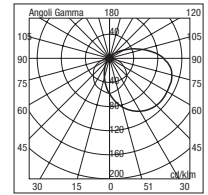
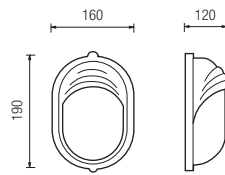


9000 00



9001

9001.00X		A60	75W	E27
9001.96X		TC-D	18W	G24 d-2
9001.55X		LED	13W	1210 lm 4000 K
9001.56X		LED	13W	1190 lm 3000 K



9001 00



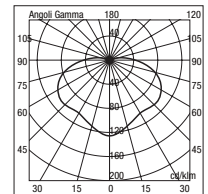
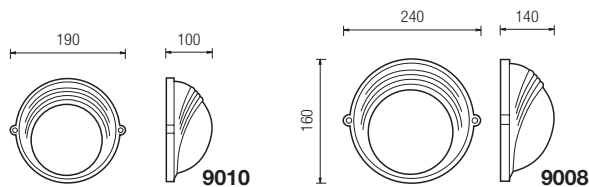
9010 Ø 190

9008 Ø 240

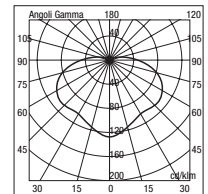
Solo con diffusore in vetro
Only with glass diffuser

9010.00X		A60	60W	E27
-----------------	--	-----	-----	-----

9008.00X		A60	100W	E27
9008.96X		TC-D	18W	G24 d-2



9010 00



9008 00



9021 H 960

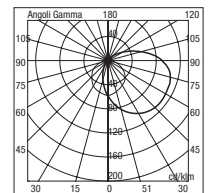
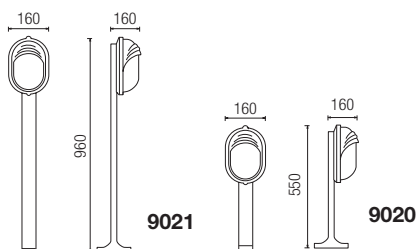
9020 H 550

Piantana da giardino composta da: Garden post luminaire constructed of:

- Corpo in alluminio pressofuso • Die-cast aluminium body
- Palo in alluminio estruso • Extruded aluminium post

9021.00X		A60	75W	E27
9021.96X		TC-D	18W	G24 d-2
9021.55X		LED	13W	1210 lm 4000 K
9021.56X		LED	13W	1190 lm 3000 K

9020.00X		A60	75W	E27
9020.96X		TC-D	18W	G24 d-2
9020.55X		LED	13W	1210 lm 4000 K
9020.56X		LED	13W	1190 lm 3000 K



9021 00