

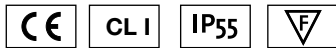
KAPPA

Apparecchio da parete o da soffitto per interni ed esterni costituito da:

- Corpo in alluminio pressofuso verniciato
- Diffusore in vetro satinato
- Guarnizione in EPDM
- Viti di chiusura in acciaio inox
- Verniciatura in polveri poliestere ad elevata resistenza ai raggi ultravioletti e alla corrosione

Indoor and outdoor wall or ceiling luminaire constructed of:

- Painted die-cast aluminium body
- Satin glass diffuser
- EPDM gasket
- Stainless steel screws
- Painting using high resistance to UV and corrosion polyester powders



Colori - Colours

X=2 Bianco White

X=3 Nero Black

X=4 Silver


Diffusore - Diffuser

Codice-Code 00 9030


Le lampadine vengono fornite solo su richiesta

Bulbs supplied only on request

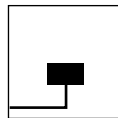
Classe energetica : vedi pag. 356
Energy class : see page 356



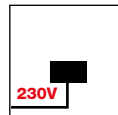
Installazione a parete
Wall mounting



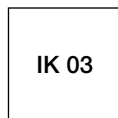
Installazione a soffitto
Ceiling mounting




Entrata singola cavi di alimentazione
Single power supply cables input



LED
Led a tensione di rete 220/240V 50/60Hz.
Connessione diretta alla rete di alimentazione
senza necessità di trasformatore.
LED's direct operation at 220/240V 50/60Hz.
No transformer is required.


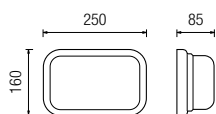


IK 03



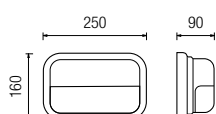
9030

9030.00X		A60	60W	E27	
9030.55X	LED		9W	1240 lm	4000 K
9030.56X	LED		9W	1160 lm	3000 K



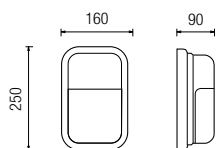
9031

9031.00X		A60	60W	E27	
9031.55X	LED		9W	1240 lm	4000 K
9031.56X	LED		9W	1160 lm	3000 K




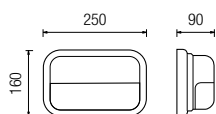
9032

9032.00X		A60	60W	E27	
9032.55X	LED		9W	1240 lm	4000 K
9032.56X	LED		9W	1160 lm	3000 K



9033

9033.00X		A60	60W	E27	
9033.55X	LED		9W	1240 lm	4000 K
9033.56X	LED		9W	1160 lm	3000 K



9034

9034.00X		A60	60W	E27	
9034.55X	LED		9W	1240 lm	4000 K
9034.56X	LED		9W	1160 lm	3000 K

