

RITZ

Apparecchio da incasso a pavimento o a parete costituito da:

- Corpo in alluminio pressofuso verniciato
- Anello in alluminio pressofuso verniciato o in acciaio inox AISI 316
- Diffusore in vetro temperato satinato
- Parabola riflettente in acciaio inox
- Guarnizioni in silicone
- Viti di chiusura in acciaio inox
- Controcassa a muro in tecnopolimero
- Verniciatura in polveri poliestere ad elevata resistenza ai raggi ultravioletti e alla corrosione

Cod. 1414 - 1415

Installabile anche a pavimento. Il diffusore rimane perfettamente a filo pavimento in modo da non intralciare il camminamento

Recessed floor or wall luminaire constructed of:

- Painted die-cast aluminium body
- Painted die-cast aluminium or stainless steel AISI 360 ring
- Aluminium reflector
- Satin tempered glass diffuser
- Silicon gaskets
- Stainless steel screws
- Technopolymer wall holder
- Painting using high resistance to UV and corrosion polyester powders

Code. 1414 - 1415

The diffuser is flush with the floor perfectly as do not obstacle the walking



IP65 Versione a parete
Wall version

IP67 Versione a terra
Ground version

Colori - Colours Per/for 1414

X=9 Antracite
Anthracite

X=4 Silver

Colori Led - Led colours

Bianco
White

Diffusore - Diffuser

Codice-Code 00 1414

Le lampadine vengono fornite solo su richiesta

Bulbs supplied only on request

Gli apparecchi vengono forniti completi di cassaforma

The holder is enclosed to the luminaire

Classe energetica : vedi pag. 370
Energy class : see page 370



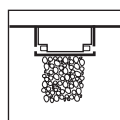
Incasso a parete
Recessed wall version



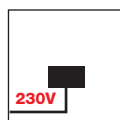
Cod. 1414 - 1415
Incasso a pavimento
Recessed floor luminaire



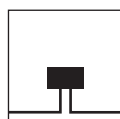
Versione parete. La cassaforma deve essere installata a filo muro.
Holder must be recessed flush with the wall surface



Versione terra. La cassaforma deve essere installata a filo terreno, prevedendo ghiaia di drenaggio per almeno 30 cm.
Ground luminaire. The holder must be recessed into the ground providing a drainage-gravel for at least 30 cm



LED
L'apparecchio è fornito completo di alimentatore elettronico Full Range 100/240V 50/60Hz posizionato all'interno dell'apparecchio
The luminaire is supplied with a Full Range 100/240V 50/60Hz built-in transformer.

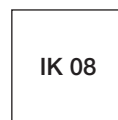


Doppia entrata cavi di alimentazione con pressacavi M16 (Ø 5÷10 mm). Usare cavi flessibili. (Cavi rigidi possono compromettere la tenuta stagna IP 67).

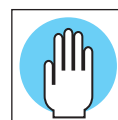
Double power supply entry cable with M16 (Ø 5÷10 mm) cable glands. Use flexible cables (rigid cables may compromise IP 67 rating)



CS 14
Cassaforma in tecnopolimero per vano ad incasso h mm 112 - mm 88x270
Technopolymer holder to be recessed h mm 112 - mm 88x270



IK 08



Simbolo che indica la temperatura superficiale sul vetro T<70°C (dati rilevati a ta di 15°C)
Glass surface temperature T<70°C (ambient temperature data of 15°C)

Temperatura calotta (ta 15°C)

Cod. 4014 - 4015

Cover's temperature (ta 15°C)

Code 4014 - 4015

Temperatura calotta (ta 15°C)		Zona di installazione: Intended usage:
TC-D	18W 65°C	1
LED	35°C	1

NOTA: zona di installazione definita dalla norma EN 60598-2-13

Allegato A - Vedi pag. 369

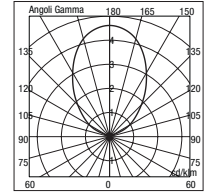
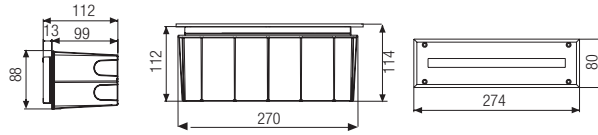
Note: intended usage is defined by the standard EN 60598-2-13 Annex A - See pag. 369




1420

Copertura in acciaio inox - Installabile a parete
Stainless steel cover - Wall mounting

- **1420.660** LED 10,5W 910 lm 4000 K
- **1420.670** LED 10,5W 875 lm 3000 K



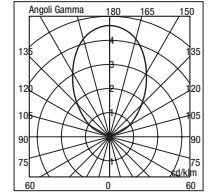
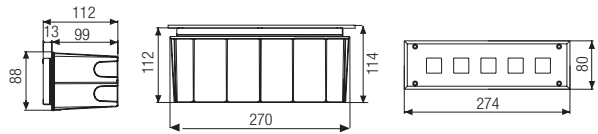
1420 66



1418

Copertura in acciaio inox - Installabile a parete
Stainless steel cover - Wall mounting

- **1418.660** LED 10,5W 910 lm 4000 K
- **1418.670** LED 10,5W 875 lm 3000 K



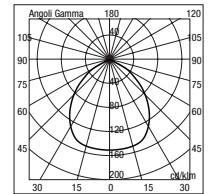
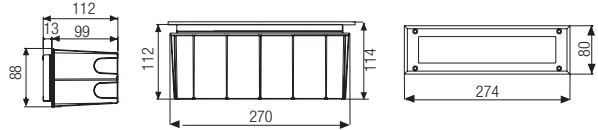
1418 66



1416

Copertura in acciaio inox - Installabile a parete
Stainless steel cover - Wall mounting

- **1416.960** TC-D 18W G24 d-2
- **1416.660** LED 10,5W 910 lm 4000 K
- **1416.670** LED 10,5W 875 lm 3000 K



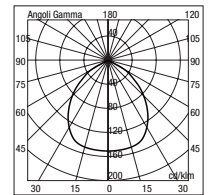
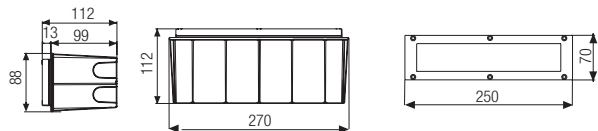
1416 96



1414

Copertura in alluminio pressofuso - Installabile a pavimento su base solida o a parete
Die-cast aluminium cover - Floor mounting solid surface or wall mounting

- **1414.96X** TC-D 18W G24 d-2
- **1414.660** LED 10,5W 910 lm 4000 K
- **1414.670** LED 10,5W 875 lm 3000 K



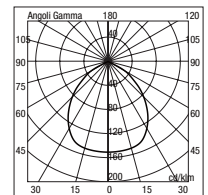
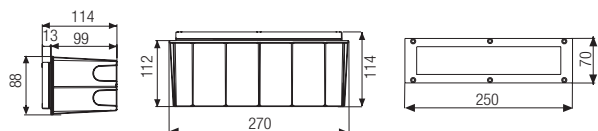
1414 96



1415

Copertura in acciaio inox - Installabile a pavimento su base solida o a parete
Stainless steel cover - Floor mounting solid surface or wall mounting

- **1415.960** TC-D 18W G24 d-2
- **1415.660** LED 10,5W 910 lm 4000 K
- **1415.670** LED 10,5W 875 lm 3000 K



1415 96

- **Con alimentatore elettronico incorporato**
Built-in electronic power supplier