

SHOW

Proiettore per interni ed esterni a parete, a soffitto o a terra costituito da:

- Struttura in alluminio pressofuso verniciato
- Diffusore in vetro temperato
- Guarnizioni in silicone
- Viti di chiusura in acciaio Inox
- Verniciatura in polveri poliestere ad elevata resistenza ai raggi ultravioletti e alla corrosione

Indoor and outdoor wall, ceiling or ground spotlight constructed of:

- Die-cast painted aluminium body
- Tempered glass diffuser
- Silicon gaskets
- Stainless steel screws
- Painting using high resistance to UV and corrosion polyester powders



Colori - Colours

X=2 Bianco
White

X=31 Antracite metallico
Anthracite metallic


Diffusore - Diffuser

Codice-Code 00 4050

Le lampadine vengono fornite solo su richiesta ad eccezione della versione GU10 LED

Bulbs supplied only on request except for GU10 LED version


Classe energetica : vedi pag. 370
Energy class : see page 370



Installazione a soffitto
Ceiling mounting



Installazione a parete
Wall mounting



Installazione a terra
Floor mounting



4060 - 4061

Apparecchio provvisto di cavo H05RN-F con spina 2P+T IP44

4060 - 4061

Luminaire provided with flexible cable H05RN-F and plug 2P+T IP44

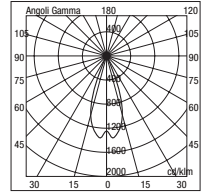
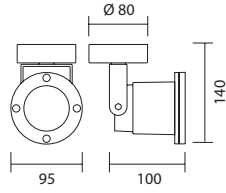


Installazione a parete
Wall mounting



4050 ○ anello / ring

4050.15X	☞	Q PAR16	50W	GU10	
● 4050.05X	☞	LED GU10	5W	345 lm	4000 K

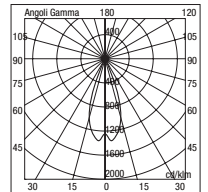
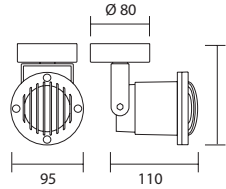


4050 15



4051 ● griglia / grid

4051.15X	☞	Q PAR16	50W	GU10	
● 4051.05X	☞	LED GU10	5W	345 lm	4000 K



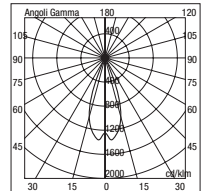
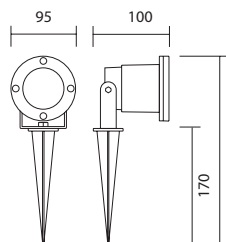
4051 15

Installazione a terra con picchetto
Ground fixing with spike



4060 ○ anello / ring

4060.15X	☞	Q PAR16	50W	GU10	
● 4060.05X	☞	LED GU10	5W	345 lm	4000 K

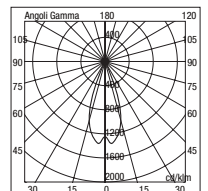
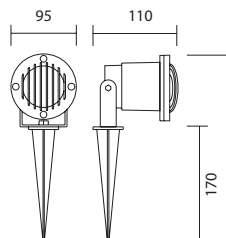


4060 15



4061 ● griglia / grid

4061.15X	☞	Q PAR16	50W	GU10	
● 4061.05X	☞	LED GU10	5W	345 lm	4000 K



4061 15

● Lampadina LED inclusa - 51x55 mm
LED bulb included - 51x55 mm