

# STYLE

Apparecchio da incasso a parete per illuminazione di interni ed esterni, disponibile in due dimensioni **BIG** e **MINI** costituito da:

- Corpo in alluminio pressofuso
- Copertura in acciaio inox AISI 316
- Diffusore in vetro opale temperato
- Guarnizioni in silicone
- Cassaforma a muro in tecnopolimero
- Viti di chiusura in acciaio inox
- Verniciatura in polveri poliestere ad elevata resistenza ai raggi ultravioletti e alla corrosione

Indoor and outdoor recessed wall luminaire, available in two sizes **BIG** and **MINI** constructed of:

- Die-cast aluminium structure
- Stainless steel cover AISI 316
- Tempered opal glass diffuser
- Silicon gaskets
- Technopolymer wall holder
- Stainless steel screws
- Painting using high resistance to UV and corrosion polyester powders



**Diffusore** - Diffuser

**Codice-Code 00 1015** per-for MINI

**Codice-Code 00 8051** per-for BIG


**Le lampadine vengono fornite solo su richiesta**

Bulbs supplied only on request

**Gli apparecchi vengono forniti completi di cassaforma**

The holder is enclosed to the luminaire

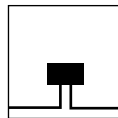
**Classe energetica : vedi pag. 356**  
Energy class : see page 356



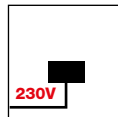
**Incasso a parete**  
Recessed wall version



**La cassaforma deve essere installata a filo muro**  
Holder must be recessed flush with the wall surface



**Doppia entrata cavi di alimentazione**  
Double power supply cables input



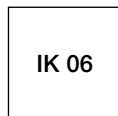
**LED**  
Led a tensione di rete 220/240V 50/60Hz.  
Connessione diretta alla rete di alimentazione senza necessità di trasformatore.  
LED's direct operation at 220/240V 50/60Hz.  
No transformer is required.



**CS 99 per/for STYLE MINI**  
Cassaforma in tecnopolimero per vano ad incasso - mm 240x100x84  
Technopolymer holder to be recessed into the wall - mm 240x100x84



**CS 54 per/for STYLE BIG**  
Cassaforma in tecnopolimero da incassare nel muro - mm 313x125x100  
Technopolymer holder to be recessed into the wall - mm 313x125x100



IK 06





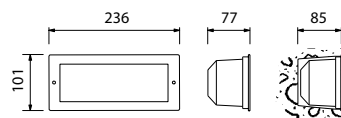
**1015** MINI  
**2015** BIG

**STYLE MINI**

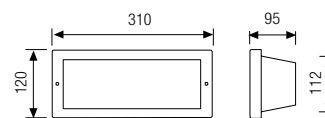
<b>1015.000</b>		C35	40W	E14	
<b>1015.550</b>		LED	9W	1240 lm	4000 K
<b>1015.560</b>		LED	9W	1160 lm	3000 K

**STYLE BIG**

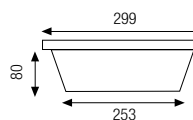
<b>2015.000</b>		A60	60W	E27	
<b>2015.950</b>		TC-D	26W	G24 d-3	
<b>2015.550</b>		LED	13W	1790 lm	4000 K
<b>2015.560</b>		LED	13W	1790 lm	3000 K



STYLE MINI



STYLE BIG



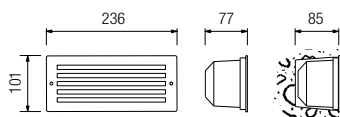
**1016** MINI  
**2016** BIG

**STYLE MINI**

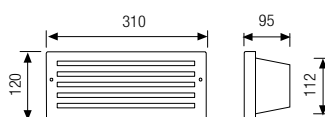
<b>1016.000</b>		C35	40W	E14	
<b>1016.550</b>		LED	9W	1240 lm	4000 K
<b>1016.560</b>		LED	9W	1160 lm	3000 K

**STYLE BIG**

<b>2016.000</b>		A60	60W	E27	
<b>2016.950</b>		TC-D	26W	G24 d-3	
<b>2016.550</b>		LED	13W	1790 lm	4000 K
<b>2016.560</b>		LED	13W	1790 lm	3000 K



STYLE MINI



STYLE BIG

