

TREK MINI

Apparecchio da incasso a parete o a terra carrabile, per esterni costituito da:

- Corpo in alluminio pressofuso verniciato
- Diffusore in vetro satinato temperato
- Parabola riflettente in alluminio
- Guarnizione in silicone
- Viti di chiusura in acciaio inox
- Controcassa in tecnopolimero
- Verniciatura in polveri poliestere ad elevata resistenza ai raggi ultravioletti e alla corrosione

Outdoor recessed wall or driveover ground luminaire constructed of:

- Painted die-cast aluminium body
- Satin tempered glass diffuser
- Aluminium reflector
- Silicon gasket
- Stainless steel screws
- Technopolymer holder
- Painting using high resistance to UV and corrosion polyester powders



CL I QT14 / LED

CL III QT9 12V

Colori - Colours

- X=3 Nero / Black
- X=9 Antracite / Anthracite
- X=4 Silver

Diffusore - Diffuser

Codice-Code 00 4011

Le lampadine vengono fornite solo su richiesta

Bulbs supplied only on request

Gli apparecchi vengono forniti completi di cassaforma


The holder is enclosed to the luminaire

Classe energetica : vedi pag. 370

Energy class : see page 370



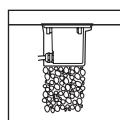
Incasso a terra
Recessed ground version



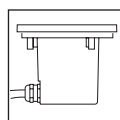
Incasso a parete
Recessed wall version



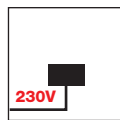
Versione muro. La cassaforma deve essere installata a filo muro.
Recessed wall version. Holder must be recessed flush with the wall surface



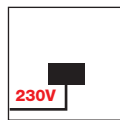
Versione terra. La cassaforma deve essere installata a filo terreno, prevedendo ghiaia di drenaggio per almeno 30 cm.
Recessed ground luminaire. The holder must be recessed into the ground providing a drainage-gravel for at least 30 cm



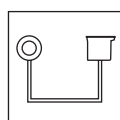
Entrata singola cavi di alimentazione con pressacavi M16 (Ø 5÷10 mm). Usare cavi flessibili. (Cavi rigidi possono compromettere la tenuta stagna IP67).
Single power supply entry cable with M16 cable glands. Use flexible cables (rigid cables may compromise IP 67 rating)



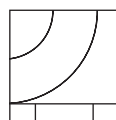
12 LED
L'apparecchio è fornito completo di alimentatore elettronico Full Range 100/240V 50/60Hz posizionato all'interno dell'apparecchio.
The luminaire is supplied with a Full Range 100/240V 50/60Hz built-in transformer



LED - art. 5010.88/89X - 5014.88/89X - 5015.88/89X - 5016.88/89X
Led a tensione di rete 220/240V 50/60Hz. Connessione diretta alla rete di alimentazione senza necessità di trasformatore.
LED's direct operation at 220/240V 50/60Hz. No transformer is required.



QT9 12V
L'apparecchio va utilizzato con trasformatore remoto 230V/12V posizionato all'inizio della linea di alimentazione.
The feeding transformer (230V-12V) for low voltage must be installed in the remote position



Carico massimo:
Kg 2000 a velocità max 10 Km/h
Maximum load:
Kg 2000 at 10 Km/h max speed



Simbolo che indica la temperatura superficiale sulla calotta T<70°C (dati rilevati a ta per esterni di 15°C)
Cover's surface temperature T<70°C (ambient temperature data of 15°C)

Temperatura calotta (ta 15°C) | Zona di installazione:
Cover's temperature (ta 15°C) | Intended usage:


QT9	20W	<40°C	3
QT14	25W	<40°C	3
LED		<40°C	3
LED		<40°C	3

NOTA: zona di installazione definita dalla norma EN 60598-2-13 Allegato A - Vedi pag. 369

Note: intended usage is defined by the standard EN 60598-2-13 Annex A - See pag. 369



CS 4010
Cassaforma in tecnopolimero per vano ad incasso Ø mm 110 - h mm 97
Technopolymer holder to be recessed into the wall Ø mm 110 h mm 97



5015

5015.09X QT9 20W G4 12V

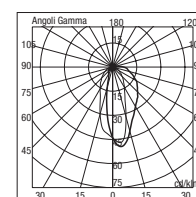
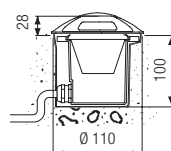
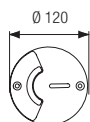
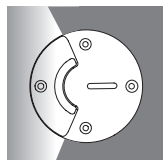
Con trasformatore remoto (non fornito) / Remote transformer (not supplied)

5015.14X QT14 Halopin 25W G9


5015.16X LED 2W 90 lm 6000 K

5015.88X LED 4W 230 lm 6300 K

5015.89X LED 4W 165 lm 3200 K



5015 16



5014

5014.09X QT9 20W G4 12V

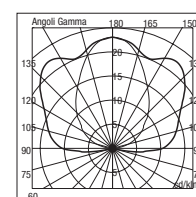
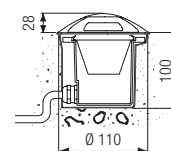
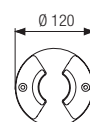
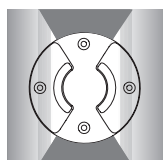
Con trasformatore remoto (non fornito) / Remote transformer (not supplied)

5014.14X QT14 Halopin 25W G9

5014.16X LED 2W 90 lm 6000 K

5014.88X LED 4W 230 lm 6300 K

5014.89X LED 4W 165 lm 3200 K



5014 14



5016

5016.09X QT9 20W G4 12V

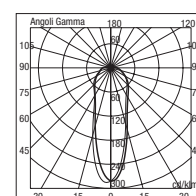
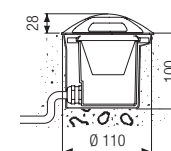
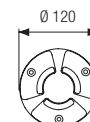
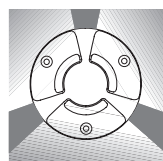
Con trasformatore remoto (non fornito) / Remote transformer (not supplied)

5016.14X QT14 Halopin 25W G9


5016.16X LED 2W 90 lm 6000 K

5016.88X LED 4W 230 lm 6300 K

5016.89X LED 4W 165 lm 3200 K




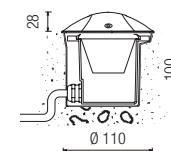
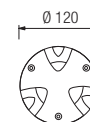
5016 16



5010

5010.88X LED 4W 230 lm 6300 K

5010.89X LED 4W 165 lm 3200 K



5010 88