


REM

Apparecchio per interni ed esterni
costituito da:

- Corpo in alluminio pressofuso verniciato
- Diffusore in vetro satinato
- Parabola riflettente in alluminio
- Guarnizioni in EPDM
- Viti di chiusura in acciaio inox
- Verniciatura in polveri poliestere ad elevata resistenza ai raggi ultravioletti e alla corrosione

Indoor and outdoor luminaire
constructed of:

- Painted die-cast aluminium structure
- Satin glass diffuser
- Aluminium reflector
- EPDM gaskets
- Stainless steel screws
- Painting using high resistance to UV and corrosion polyester powders




Colori - Colours

- X=2 Bianco
White
- X=3 Nero
Black
- X=9 Antracite
Anthracite

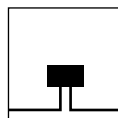
Diffusore - Diffuser
Codice-Code 00 1060

Le lampadine vengono fornite
solo su richiesta
Bulbs supplied only on request

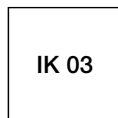
Classe energetica : vedi pag. 356
Energy class : see page 356



Installazione a parete
Wall mounting




Doppia entrata cavi di alimentazione
Double power supply cables input



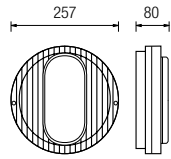
IK 03






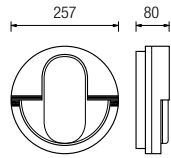
1060

1060.00X		A60	75W	E27
1060.95X		TC-D	26W	G24 d-3




1061

1061.00X		A60	75W	E27
1061.95X		TC-D	26W	G24 d-3



1062

1062.00X		A60	75W	E27
1062.95X		TC-D	26W	G24 d-3

